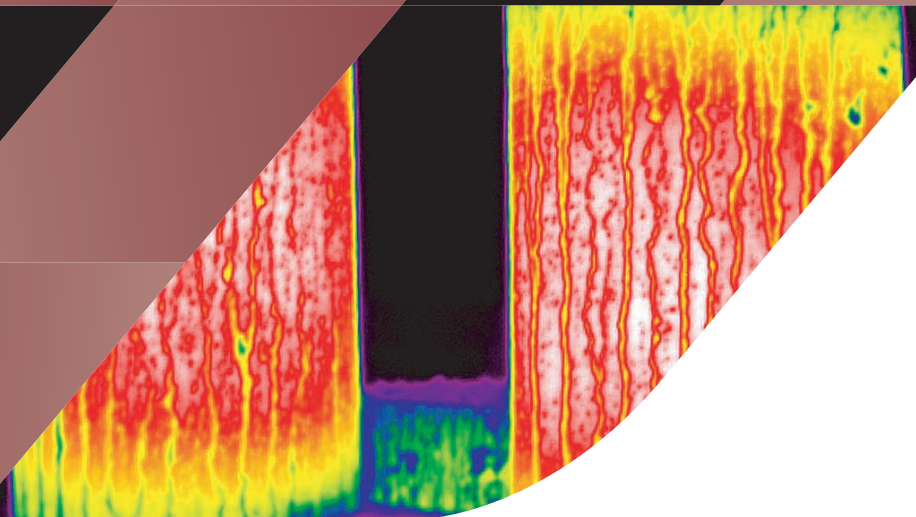


# MWIR-640 390

THERMAL IMAGING SOLUTIONS



300 to 1800 °C / 572 to 3272 °F



## ETA Process Instrumentation

[www.etapii.com](http://www.etapii.com)  
[sales@etapii.com](mailto:sales@etapii.com)  
tel 978.532.1330

*New England*

## Martech Controls

[www.martechcontrols.com](http://www.martechcontrols.com)  
[sales@martechcontrols.com](mailto:sales@martechcontrols.com)  
tel: 315.876.9120

*Upstate New York*

**LAND**  
**AMETEK®**



QUALITY CUSTOMER SOLUTIONS

# MWIR-640 390

THERMAL IMAGING SOLUTIONS

## AMETEK LAND HAS BEEN MANUFACTURING PRECISION MEASURING EQUIPMENT SINCE 1947.

We are specialists in non-contact temperature measurement and combustion monitoring with applications across diverse industries such as steel and glass making, power generation and cement manufacture.

As part of AMETEK Process & Analytical Instruments Division since 2006, our customers benefit from our worldwide AMETEK sales and service team.

### WITH INCREASING DEMAND FOR IMPROVED PRODUCT QUALITY AND EFFICIENCY, ENERGY SAVING, PREDICTIVE MAINTENANCE AND EMISSION REDUCTION, THERMAL IMAGING CAMERAS AND SYSTEMS PLAY AN IMPORTANT ROLE IN MODERN AND INDUSTRIAL PROCESSING.

The new MWIR-640 390 thermal imager builds on more than 20 years of thermal imaging experience, expanding the market-leading range of AMETEK Land thermal imaging family and temperature measurement solutions.

Advanced spectral filtering enables the MWIR-640 390 to provide clear images through smoke or particulates in high temperature processes, while showing every detail of surface structure in heat treatment applications.

Two temperature measurement ranges, 500 °C to 1800 °C (932 to 3271 °F) and 300 to 1200 °C (572 to 2192 °F), cover applications from melting to final processing. Three lens options offer a choice of optical field of view, all with motorised focus.

An integrated webserver with multiple I/O options enables the camera to be used autonomously or easily integrated into new or existing process control systems. The webserver provides easy camera access, configuration and remote control, using a standard browser.

The MWIR-640 measures and streams live true-temperature images at up to 60 frames per second, providing high-precision temperature measurements and thermal profiles to continuously control, document, and visualise industrial processes.

### INDUSTRIAL THERMAL IMAGING

Designed for use in harsh industrial and environmental conditions, the MWIR-640's smart, Industry 4.0 capabilities, bi-direction digital interfaces and on-board I/O provide reliable and robust, real-time thermal imaging measurement and imagery in industrial processes.

### ADVANCED IMAGE RESOLUTION

The pixel resolution of 640 x 480 pixels and the high thermal resolution deliver uniquely clear and detailed thermal images and videos, at up to 60 Hz frame rate. This unmatched image quality supports highly accurate process visualisation and control.

### INNOVATIVE SOFTWARE ANALYSIS

Advanced IMAGEPro image and data processing software offers real-time analysis of thermal images, giving users an exceptional level of understanding and control of their process. It also enables monitoring and configuration of up to 16 imagers.

MWIR-640 390 is part of AMETEK Land's smart thermal imaging solution for a range of industrial applications including automation, process control, slag detection, secondary steel making vessels (e.g. EAF, BOF), melting operations, copper, platinum and others, heat treatment and many more.

### TEMPERATURE RANGES

Measurement Range:	300-1200 °C / 572-2192 °F 500-1800 °C / 932-3271 °F
Optic (HFOV x VFOV):	50° x 37° / 25° x 19° / 12° x 9°
Accuracy:	1% or 2 °C of reading

### FIELD OF VIEW LENS OPTION

Distance	1 m			5 m			7.5 m			10 m			15 m		
	Width	Height	IFOV (centre)	Width	Height	IFOV (centre)	Width	Height	IFOV (centre)	Width	Height	IFOV (centre)	Width	Height	IFOV (centre)
50° x 37°	0.9 m	0.7 m	1.4 mm	4.7 m	3.3 m	6.8 mm	7.0 m	5.0 m	10.2 mm	9.3 m	6.7 m	13.6 mm	14.0 m	10.0 m	20.5 mm
25° x 19°	0.4 m	0.3 m	0.7 mm	2.2 m	1.7 m	3.4 mm	3.3 m	2.5 m	5.1 mm	4.4 m	3.3 m	6.8 mm	6.7 m	5.0 m	10.2 mm
12° x 9°	0.2 m	0.2 m	0.3 mm	1.1 m	0.8 m	1.6 mm	1.6 m	1.2 m	2.5 mm	2.1 m	1.6 m	3.3 mm	3.2 m	2.4 m	4.9 mm

\*IFOV center



**INDUSTRY  
4.0**

# SPECIFICATION & DESIGN

## 1: HIGH SPATIAL AND THERMAL RESOLUTION

Providing unmatched image quality for process visualisation and control

## 2: INTEGRATED WEBSERVER

Allowing easy access for remote configuration, I/O setup and image monitoring setup via web browser

## 3: SMART FUNCTIONALITY

INDUSTRY 4.0 ready for autonomous operation and can be integrated into existing process controls

## 4: INDUSTRY READY

IP65/NEMA 4 sealing – industrial enclosure design. Optional ATEX and class/division enclosures available

## 5: MULTIPLE I/O OPTIONS

On board analog and digital I/O for easy process integration and extended functionality

## 6: OPTIC OPTIONS & MOTORIZED FOCUS

A range of optics (FOV) available, all with remotely accessible motorised focus

# FEATURES & BENEFITS

### INDUSTRIAL THERMAL IMAGER

- For use in harsh industrial and environmental conditions, providing continuous reliable temperature measurements

### HIGH TEMPERATURE MEASUREMENT ACCURACY & REPEATABILITY

- Unmatched image homogeneity across the entire image

### ADVANCED IMAGE RESOLUTION & QUALITY

- High pixel and thermal resolution, providing 640x480 camera pixels and clear images

### EXTENSIVE ACCESSORIES

- Hazardous location and general purpose enclosures for cooling and protection plus further mechanical and electrical accessories available

# TYPICAL APPLICATIONS

Forming and Forging

Secondary Steel Making

Melting Operations

Copper, Platinum and others

Heat Treatment

Many more...

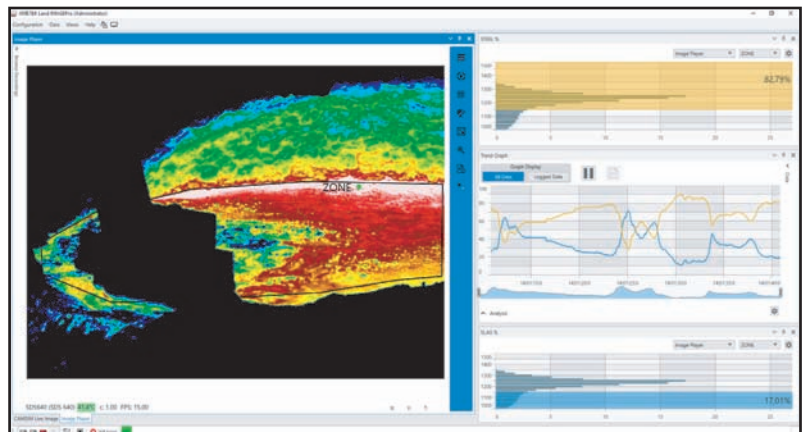
CHECK OUT THE RANGE OF ACCESSORY OPTIONS ONLINE

# IMAGE PRO

The innovative IMAGEPro software is advanced image processing software for controlling, monitoring, analysing and capturing imager data.

IMAGEPro is a Windows PC software system that enables custom configuration of LAND imagers and offers advanced analysis and visualisation of temperature data. Free 30-day trial available.

With the ability to monitor and control up to sixteen imagers, IMAGEPro offers real-time analysis for AMETEK Land thermal imagers. It gives users an exceptional level of understanding and control of their process.



MONITORING PROCESSING AND CONTROLLING SOFTWARE

## SPECIFICATIONS

### CAMERA UNIT

Measurement Range:	300-1200 °C / 572-2192 °F 500-1800 °C / 932-3271 °F
Pixel Resolution:	640 x 480 pixels
Pixel Size / Pitch:	17 µm
Spectral Response:	3.9 µm
Max Frame Rate:	60 fps / 7.5 fps
Optic (HFOV x VFOV):	50° x 37° / 25° x 19° / 12° x 9°
Focus Range:	Min 0.3 m to infinity (motorised focus) – (50°) Min 0.5 m to infinity (motorized focus) - (25°) Min 0.75 m to infinity (motorised focus) – (12°)
Accuracy:	1 % or 2 °C of reading (FOV 50 1.5 %)
Noise:	0.5 °C RMS (@700 °C, 50 °) (@500 °C, 25° & 12°)
Dimensions:	80 x 80 x 222 mm (max) / 3.14 x 3.14 x 8.7 in (including lens)
Power Rating:	12 to 24 V DC, +/-10% 12W / IEEE 802.3 at PoE+
Weight:	1.6 kg / 3.5 lbs
Ambient Temperature:	-20 to 55 °C / -4 to 131 °F uncovered (0-95 % humidity, non-condensing) Cooling required > 40 °C in enclosure
Environmental Rating:	IP66/ NEMA 4
Compliance:	EMC (EN 61326-1)

### CAMERA SUPPLY & I/O

Digital Connections:	M12 X coded 8way connector: 10/100/1000 Ethernet & IEEE 802.3 at PoE+
Analog Connections:	8 pin binder connector: 2pins - 12-24V DC power input 6 pins functions can be assigned to internal image processing algorithms 1 x 4 -20 mA output 1 x 4 -20 mA output OR relay output 1 x 4 -20 mA input OR digital input OR relay output Camera web browser for alignment & internal image processing analog I/O setup
Signal-LED:	Visible on rear of camera only (not with jacket) 3 x LED - Power / Status, Ethernet Comms & Camera internal temperature
Service:	Water, instrument air for cooling and window purging usinsg optional enclosures

### SMART FUNCTIONALITY

Integrated Webserver:	Remote access via Gbit ethernet interface Integrated webserver provides live thermal image
Autonomous Operation:	3 ROI's and configuration of integrated I/O's for full autonomous operation

### THERMAL IMAGING PSU MODULE (UL APPROVED)

Components & Connections:	Power supply, Gbit Ethernet communications (switch)/ IEEE 802.3 at PoE+, Fibre optic data connection
Environmental Rating:	IP65 / NEMA 4
Size:	380 x 380 x 211 mm / 15 x 15 x 8.3 in
Weight:	15 kg / 33.07 lbs
UL Approval:	Listed to UL508A & CSA-C22.2 No. E499440


### IMAGE PROCESSING

Integrated Webserver:	Integrated webserver accessible via standard web browser
Software:	IMAGEPro, IMAGEPro Application Specific (e.g Asset Monitor)
Workstation:	PC-Workstation (option)
Interfacing:	Open Data Interface, Modbus TCP, Moxa I/O unit

### STANDARD ACCESSORIES

Accessories (optional):	Thermal Imaging PSU Modules (UL Approved), Process Imager Power Supply, Industrial Housing Assembly and Purge, Light Housing with Purge, Cables, Brackets, Blower System, Software and Workstation
-------------------------	--

### CONTACT US



**ETA Process Instrumentation**  
www.etapii.com  
sales@etapii.com  
tel 978.532.1330

*New England*

**Martech Controls**  
www.martechcontrols.com  
sales@martechcontrols.com  
tel: 315.876.9120

*Upstate New York*